

John Bean

WHEEL SERVICE EQUIPMENT

PRODUCT CATALOGUE
VOL. 6

WHEEL ALIGNERS



pg 2-3

WHEEL BALANCERS



pg 4

TYRE CHANGERS



pg 5

ALIGNMENT ACCESSORIES



pg 6

DIAGNOSTICS & AIRCON



DIAGNOSTIC
TRAINING VIDEOS

[www.johnbean.co.za/
fitment-centre-functions](http://www.johnbean.co.za/fitment-centre-functions)

pg 6

WHEEL SERVICE TOOLS AND SHOP EQUIPMENT



pg 6

WHEEL SERVICE TOOL SETS



pg 7

TRUCK EQUIPMENT



pg 8

FINANCE AVAILABLE

12 - 60 Months

**12 Instalment
INTEREST FREE
PAYMENT PLAN**

T's & C's Apply

Snapfin Credit (NCRCP606)
Registered Credit Provider

Snap-on Equipment

www.johnbean.co.za

John Bean Pro42 Platinum Auto-Tracking 3D Wheel Aligner

*JBV3DV34P3A-C-W0

Camera
Mobility
Kit
(optional)



AUTOMATIC
HEIGHT
TRACKING

DRIVE-THRU

- > High Speed Wheel Aligner with **advanced diagnostic capabilities & Auto-Tracking**

In addition to Platinum model features:

- > Automatic height tracking
- > Drive-thru capabilities

- > Screen 27"
- > Colour Ink Tank Printer

Optional: **Snap-on**
ETHOS Edge
Diagnostic
Scan Tool



DIAGNOSTIC
TRAINING VIDEOS

[www.johnbean.co.za/
fitment-centre-functions](http://www.johnbean.co.za/fitment-centre-functions)



SCAN ME

Pro42 Platinum 3D Wheel Aligner

*JBV3DV24P2A-C-W0


- > High Speed Wheel Aligner with **advanced diagnostic capabilities**

In addition to Gold model features:

- > Platinum Software
- > **Scrub Radius**
- > **Pro Ackerman**
- > Graphical Caster Trail
- > Steering asymmetry
- > Motorised Post
- > Screen 27"
- > Colour Ink Tank Printer


Optional:
**Wheel Alignment
Tool Set S2
In Roll Cab**

Snap-on Blue



79pc
SET.ALB2006E1-S2

Tyre-contact Alignment Fast Clamp



- > No contact with the rim - eliminating potential damage
- > Fast Clamping - single fast-action adjustment
- > Full range of tyre sizes - no extensions needed (19" - 39")
- > Lightweight and Durable - drop tested cast magnesium
- > Accurate and Repeatable Results - secure clutch limited clamping force
- > Ergonomic Design - large, comfortable handle



Optional: **Standard
AC100 Clamp**
(All Models)



Snap-on Blue

Optional:
**Wheel Alignment
Tool Set S1
In Top Chest**



64pc
SET.ALB2003E1-S1

Innovators of
3D Alignment
Technology


1st...

John Bean engineers designed a dedicated alignment machine to diagnose problems.



1st...

Optically based alignment system in the industry.



JohnBean

Pro42 Gold 1 3D Wheel Aligner

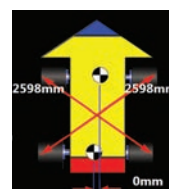
JBV3DV23G1-W0

- > High Speed Wheel Aligner with **expanded diagnostic capabilities**
- > In addition to Lite model features:
- > Gold Software
- > **Cross-Diagonal measurement**
- > Ride-height measurement
- > Roll forward and split positioning
- > OEM Wizards
- > Integrated help system
- > Shorter roll back
- > Screen 27"
- > Colour Ink Tank Printer

Optional:
Camera Support
EAK0289J80AC1L-W0



3D Animated Help Videos



Cross-Diagonal Measurements

Why Fitment Centres Need Diagnostics



- > Steering angle sensors (SAS) recalibration after alignment
- > Tyre Pressure Monitoring systems (TPMS) coding
- > Batteries service resets and battery relearn
- > Electronic Parking Brakes releasing for brake replacement
- > ABS bleeding of electronic braking systems
- > Ride Height pre-set required on some Air suspension vehicles
- > Engine Management Light reset required after some exhaust replacements

Blue-Point
EQUIPMENT BY
JohnBean

Pro42 Lite Post 3D Wheel Aligner

JBV3DBWA200R-W0

- > High Speed Wheel Aligner with **diagnostic capabilities**
- > Windows 10 OS
- > New slim post with multiple height positions
- > XD Cameras and Targets
- > Compact, Lighter Targets
- > Screen 24"
- > Laser Jet Printer
- Optional:**
- > Post Extension 800mm
EAA0435V06A-EXT-W0



Pro42 Lite Cabinet 3D Wheel Aligner

JBV3DBWA200RB-W0

- > High Speed Wheel Aligner with **diagnostic capabilities**
- > Windows 10 OS
- > 6 Drawer Mobile Cabinet
- > XD Cameras and Targets
- > Compact, Lighter Targets
- > Screen 24"
- > Laser Jet Printer
- Optional:**
- > Post Extension 800mm



Turn Table

EAK0289J07C

Alignment Turntable (each)
Dimensions: 465mm L x 500mm W x 50mm H



Tilt Mechanism Camera Beam Electro-Hydraulic (Optional-All Models)

Positions cameras with a touch of a button for a lift installation



EAK0289J64AC

1st...

Successful Optical Measuring heads with CRT (Cathode Ray Tube) monitor.



1st...

3 Dimensional Aligner in the Industry



1st...

Self calibrating 3D Alignment System with **DRIVE-THRU** capabilities.



WHEEL BALANCERS

JohnBean
WHEEL SERVICE EQUIPMENT



JohnBean ***B800P-W0**

- > High Volume Fully Automatic Wheel Balancer
- > No data entry required
- > Clamp, close, results
- > Power clamping standard
- > Touch screen
- > Split Weight Mode

LASER POINTER

FULLY AUTOMATIC

JohnBean ***B2000P-W0**

- > High Volume Fully Automatic Diagnostic Balancer
- > 3D Laser technology
- > Single measuring run all data detected and possible defects in tyre or rim diagnosed
- > Power clamping standard
- > Print-out of all test results
- > Touch screen
- > Optiline - Wheel rotation function (optional)



BFH2000 sample screen shots



DIAGNOSTIC



LASER POINTER

SMART SONAR

JohnBean **B300L-W0**

- > High Volume Automatic Wheel Balancer
- > Split Weight Mode
- > Laser Pointer



Power clamping option B300P-W0

JohnBean **B600L-W0**

- > High Volume Automatic Wheel Balancer
- > Operator guidance through pictorials and text
- > Touch screen
- > Split Weight Mode



Power clamping option *B600P-W0



LASER POINTER

SMART SONAR

Split Weight Mode



Accurate balancing procedures to hide the weights behind the spokes

JohnBean **B9110-W0**

- > Lower Volume Semi-Automatic Wheel Balancer
- > Real Plane Imaging Technology



JohnBean **B100-W0**

- > Medium Volume Compact Semi-Automatic Wheel Balancer
- > Split Weight Mode



MB Centering Kit

EAK0315G21A



Wheel Weight Roll Cart with Pin Plate Set

KRBC3T3W/WB3-S0WB




Wheel Weight Roll Cart Only
KRBC3T3W/WB3-W0

Colour Coded Sizes



Balancer Pin Plate Set



EEWB3-1B-INS798-WF

TYRE CHANGERS

John Bean
WHEEL SERVICE EQUIPMENT

John Bean
T5340-WO+MH320



220V

- > High Volume 24"
- Tilt-back Tyre Changer
- > Max wheel width 13"

PRO-SPEED TECHNOLOGY

Never Exceeds Max Torque

ProSpeed automatic speed control technology that maximises rotation speed according to torque applied

Wheel Lift (Optional)
*EAK0279G86A/89A



John Bean
***T5540-WO+MH320**



220V

- > High Volume 24"
- Tilt-back Tyre Changer
- > Max wheel width 15"

John Bean
***T7800S-L-WO**



220V

- > High Volume 30"
- Centre Mount Tyre Changer with Wheel Lift
- > Max wheel width 15"

Blue-Point

***MTC100BP-WO**

- > Low Volume 22"
- Swing-arm Tyre Changer
- > Max wheel width 13"
- > 220V or 380V



Blue-Point

MTC24BP-WO

- > Med Volume 24"
- Tilt-back Tyre Changer
- > Max wheel width 13"
- > 220V or 380V



MOUNT HELP OPTIONAL

4" Optional Extension Adaptors
EAA0331G91A



John Bean
T3000-24-WO

- > High Volume 24"
- Tilt-back Tyre Changer
- > Max wheel width 13"
- > 220V or 380V



MOUNT HELP OPTIONAL

T3000-20-WO

- > High Volume 20"
- Tilt-back Tyre Changer
- > Max wheel width 13"
- > 220V or 380V

John Bean

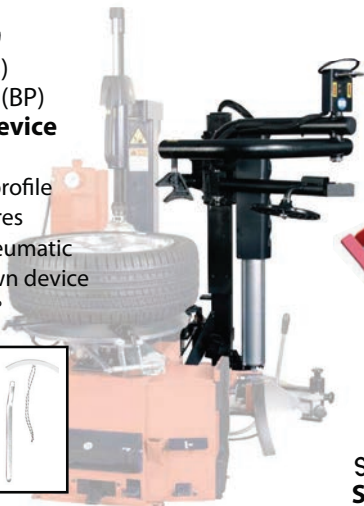
MH320-WO (JB)
MH300BP-WO (BP)
Mount Help Device

- > Air operated
- > Use with low profile and run flat tyres
- > Integrated pneumatic bead hold down device that turns 360°



*ST4030564

Plus Kit:
Mounting & Demounting



BRACKETS attached to Roll Cart (tools not included)



Bracket - Air Hose



Bracket - Brake Pedal Depressor



Bracket - Wheel Spanner



SET.WBKRBC3WW-S4 (44pc)
S1 (25pc), S2 (33pc), S3 (38pc)
> Wheel Bay Tool Set in Roll Cart
KRBC3T3WWB3-WO
> Roll Cart with Wheel Weight Tray

OEM Trusted Equipment

- Audi
- Bentley
- BMW
- Bugatti
- Chevrolet
- Chrysler
- Dacia
- Dodge
- GMC
- Hyundai
- Jeep
- Kia
- Lamborghini
- Mazda
- Mercedes-Benz
- Mini
- Opel
- Porsche
- Renault
- Smart
- Tesla
- Volkswagen
- Volvo



Alignment Tools & Equipment

Electronic Inclinometer ROMESS®

ROM-09606-10-WO

With this instrument the Mercedes-Benz vehicle level is registered via the position of the transverse links respectively the axle drive shafts or areas of support in the degree of angle.


- > Determine angular value's (in degree decimal)
- > Allocate wheel camber - caster and toe reference variable
- > Receives the angular deviation with regards to horizon, e.g. aligning or verifying of a wheel alignment stage
- > Optional Docking Station (ROM-09630-10)



Blue-Point



BLPPR10TJP
10T Collision
Repair Kit



SPC7023
Tie Rod Tool

- Four position feature and 360° rotation lets you grip the sleeve properly, even with limited access
- Fits most size passenger cars and light trucks

MOD.776WH45S
Alignment Utility Set



WIL13502 Pipe Wrench 250mm
IR980-5B-1 5m Tape Measure
ECFLED6H0AA LED Light



SPC81139
Magnetic Adjustable
Camber Gauge

Diagnostics

Snap-on ETHOS® Edge

EESC332SA-WO

- Full-function Diagnostic Scan Tool including codes, live data graphing, functional tests, service light resets, relearns and adaptations
 - Coverage for up to 100 systems including the latest technology: TPMS, hybrid power, collision avoidance & steering angle sensor
- Fitment Centre Special Functions:**
Brake Bleeding, Steering Angle Sensor Reset, Battery Relearn and Service Light Reset, Tyre Pressure Monitoring Systems



DIAGNOSTIC TRAINING VIDEOS

www.johnbean.co.za/fitment-centre-functions

Aircon Service Units

Sun

EEACEU131A (R134a)
EEACEU132A (HFO1234yf)



- Fully Automatic / Manual
- On Board Printer
- Comprehensive vehicle database, with manual input for new vehicles
- Vacuum or Nitrogen Leak Check
- Automatic Dye Injection

- Automatic / Manual
- On Board Printer
- Vacuum Leak Check
- No Dye Function

Blue-Point

BLPAC200A (R134a)



Wheel Removal



5000A
Impact Wrench
5000A-REV-WO
(Reverse Only)
Impact Wrench

Loosen Only
Avoids
over-tightening
of lug nuts

CT9050U1-WO
18V MonsterLithium™
Brushless Cordless
Impact Wrench Kit
Breakaway: 1,355 Nm
Max Torque: 1,085 Nm
Weight: 2.9kg
1x Battery (CTB185)
1x Charger (CTCEU131A)

1/2"



CT9035U1-WO
18V MonsterLithium™
Brushless Compact Cordless
Impact Wrench Kit
Breakaway: 712 Nm
Max Torque: 370 Nm
Weight: 1.9kg
1x Battery (CTB185)
1x Charger (CTCEU131A)

5

1/2"



SN24C
Breaker Bar 600mm

1/2"

5

GSN18B
Breaker Bar 450mm



LSR2500PLUS
Damaged Lug Nut &
Wheel Lock Removal
Flip Twist Socket Set 3pc
LSR2501 19mm
LSR2502 7/8"
LSR2503 17mm

1/2"

Blue-Point

1/2"

LSRM2000
Lug Nut Flip Socket Set 3pc
LSR1000EXT Extension 75mm
LSR1450 17 & 19mm
LSR1580 21 & 22mm

BP
SUPPLEMENTAL
PRODUCT

BJKKT-340
T-Bone Tyre
Repair Kit
40 Repairs



BLPPS3T
3 Tonne
Trolley Jack



KDT84946
Rim Protector
Lug Nut Impact
Socket Set



AT240
Tyre Buffer

Wheel Installation

1/2" IR070441-ON-WO
Tighten only
Torque Wrench
40 - 200Nm

IRIMO



Tighten Only
Prevents use as
power bar



BAHCO
B-BWX3
Wheel Spanner
17x19x21x22mm

Alignment Bay Tool Set

Snap-on Blue

Sets in 3 Drawer Top Chest



Set Part #s
SET.ALB2003E1-S1 (64pc)
SET.ALB2003E1-S2 (79pc)
SET.ALB2003E1-S3 (98pc)

KRB2003KZE1N (Top Chest Only)


Sets in 6 Drawer Roll Cabinet




Set Part #s
SET.ALB2006E1-S1 (64pc)
SET.ALB2006E1-S2 (79pc)
SET.ALB2006E1-S3 (98pc)

KRB2006KZE1N (Roll Cab Only)

MOD.265



MOD.165



MOD.166




MOD.167



Part No	Description	S1	S2	S3
2003KZE1N 2006KZE1N	3 Drawer Top Chest Textured Red No Trim 6 Drawer Roll Cabinet Textured Red No Trim	■	■	■
MOD.265BH45F-AL1	Single Spanner Set 8-32mm (excl. 20,23,25,26,28,31) & Pipe Wrench - 20pc	■		
MOD.265BH45F-AL2	MOD.265BH45F-AL1 plus: Adjustable Spanner (250mm) & Tie Rod Tool - 22pc		■	
MOD.265BH45F	Double Spanner Set plus: Pipe Wrench, Adj. Spanner and Tie Rod Tool - 41pc			■
MOD.165BH45S	Screwdriver Set 5pc & Plier Set - 3pc	■	■	■
MOD.166BH45S-AL1	Hammer, Prybar, Safety Glasses, Rechargeable Light & 5m Tape Measure - 5pc	■		
MOD.166BH45S	MOD.166BH45S-AL1 plus: Bronze Punch & Tyre Pressure Gauge - 7pc		■	■
MOD.167BH45S-AL1	1/2" Power Bar 450mm, Impact Extension 125mm, Universal Joint, 10pc 1/2" 6pt Sh Imp Skt Set (10-24mm), 9pc Hex Ball Allen key Set 1.5-10mm, 9pc Torx Set T10-T50 - 31pc	■		
MOD.167BH45S	MOD.167BH45S-AL1 plus: 1/2" Ratchet, 6pc 1/2" External Torx Skt Set (E12 - E24), 4pc 1/2" Torx Bit Driver (T30 - T50) - 42pc		■	■

Wheel Bay Tool Set

MOD.168



MOD.169



All Wheel Bay Tool Sets include Wheel Spanner B-BWXW3

BRACKETS attached to Roll Cart (tools not included)



SET.WBKRBC3WW-S1 (25pc)
SET.WBKRBC3WW-S2 (33pc)
SET.WBKRBC3WW-S3 (38pc)
SET.WBKRBC3WW-S4 (44pc)

Sets in Wheel Weight Cart



KRBC3T3WWB3-WO (Roll Cart Only)

Part No	Description	S1	S2	S3	S4
KRBCTWWB3-WO	Wheel Weight Cart	■	■	■	■
B-BWXW3	Wheel Spanner - 1pc	■	■	■	■
MOD.169BC37L-S1	Wheel Bay Set Torque Wrench (tighten only), Extension 150mm, Power Bar 450mm, 1/2" Dp 12pt Skt Set 17,19,21 & 22mm, Flat Tip S/Driver 1.2x6.5x150, PH S/Driver 2x125, 9pc Hex Ball Allen Key Set 1.5-10mm, Utility Knife, Side Cutter 150mm, Long Nose Pliers 200mm, Valve/Core Stem Tool, Rubber Mallet, Wire Brush - 24pc		■		
MOD.169BC37L	MOD.169BC37L-S1, Plus: Lug Nut Twist Removal Set 17mm,19mm, 7/8", Tyre Valve Tool, Tyre Pressure Gauge, 1/2 Dp Skt 24 & 27mm, Ext 250mm - 32pc		■	■	■
MOD.168BC17S-S3	Wheel Bay Add-on Set Wheel Weight Pliers, Non-Marring Pry Tool, Tyre Lever 380mm, Valve Stem Insert, Tread Depth Gauge - 5pc			■	
MOD.168BC17S	MOD.168BC17S-S3, Plus: 1/2 Impact Wrench (reverse only), 1/2 Extension Imp 125mm Pin, 1/2 Deep Imp Skt Set 17,19,21 & 22mm with Sleeve - 11pc				■

Wheel Bay Tool Set - Portable

SET.WBB-4750PTB50-S0 (23pc)

Wire Brush, Wheel Spanner, Long Nose Pliers, Extension 150mm, Valve Core/Stem Tool, Deep 12pt Skt Set 17,19,21,22mm, Flat Tip S/Driver 1.2x6.5x150, Ph S/Driver 2x125, Power Bar 450mm, 9pc Hex Ball Allen Key Set 1.5-10mm, Utility Knife, Side Cutter in Composite Tool Box

SET.WBB-4750PTB50-S1 (25pc)

SET.WBB-4750PTB50-S0 Plus:

1/2" Torque Wrench (tighten only) & Rubber Mallet

S1 only



Snap-on Blue



Truck Wheel Aligners

V6200 (Fixed, Mobile or Portable)

Wheel Alignment for Trucks & Buses - PC Linked

JBV3DV6200-F-WO
Fixed Cabinet Version

JBV3DV6200M-C3T-WO
Mobile Roll Cart Version

JBV3DV6200M-HIM-WO
Portable Case Version



Optional:
HIM250V6200-WO
Case - Foam Insert

KHD-30 (Portable)

Laser Measurement System (No PC Link)

- > Lifting of the vehicle is not necessary - axle in driving condition
- > Easy mounting measuring heads
- > Featured with the new inclinometer for the measurement of camber, castor and KPI
- > 360 turnable laser head with battery
- > Optional Trailer Kit KAL-30



Swivel-mounted measuring arms
Easy to use quick measurement of single toe, camber, castor, KPI of axles, centre position of steering gear

- > Fixed - Position (Detachable) or Mobile Scales
- > PC or Laptop Included

STANDARD UNIT FOR
UP TO THREE AXLES



Truck & Bus Aircon

EEACEU118C (R134a)



- > Fully Automatic Aircon Station
- > Vacuum or Nitrogen Leak Check
- > Refrigerant Capacity - 40L
- > Additional Gas Pump for Large Capacity Recharge



Truck Tyre Changers	T8056	T8058
Rim Diameter Max	14"-32"	14"-58"
Optional: Rim Adaptor	14"-56"	-
Wheel Diameter Max	2350 mm	2500 mm
Wheel Weight Max	1500 Kg	1500 Kg
Tyre Width Max	1100 mm	2500 mm
Bead Breaker Disc Force	33kN	38kN
Electro-hydraulic Drive	■	■
Mobile Control Unit	■	■
Power 380V 3PH	■	■



Optional Adaptors
ST4024715



*T8058B-3PH-WO



T8056-3PH-WO

Truck Diagnostics



Interactive Wiring Diagrams

Optional Rugged Note Book

Motorised Truck Wheel Balancer



B9260-WO

- > Automatic input of distance and diameter (2D SAPE)
- > Pneumatic wheel lift
- > 5 alloy modes and Spoke
- > Electronic friction brake for braking after measurement
- > Virtual Plane Imaging (VPI)



Rim diameter
8-26 inch
Max. wheel width
650 mm
Max. wheel diameter
1300 mm
Max. wheel weight
250 kg

Snap-on Equipment

0861 762 763

info@johnbean.co.za

Finance Available